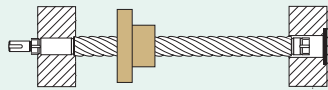


12 and 12.8 Speedy™ METRIC THREAD

LEAD ACCURACY: ±17.5µm/25mm

LEAD SCREW ASSEMBLIES

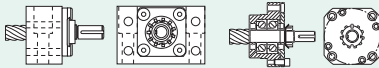
These assemblies are shipped with screw, nut, flange, and bearing supports.



See page 41 for complete product details.

EZZE-MOUNT™ END BEARING SUPPORTS

A convenient solution for mounting acme screw assemblies.



Single or Double
Bearing
Universal Mount

Single or
Double Bearing
Flange Mount

EZZE-MOUNT™ available for:
All 12 and 12.8mm Screws
See page 214 for complete dimensions.

LUBRICANT

Prolong lead screw and nut performance with these special lubricants.



E-100 12 Oz.
Lead Screw
Spray Lubricant

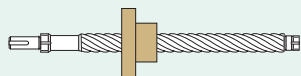
PAG-1 1 lb.
Lead Screw
Grease



See page 14 for complete product details.

END MACHINING

Machining for Nook standard ends or custom requirement available.



See page 212 for complete product details.

PRODUCT SPECIFICATIONS		SCREW SIZE				
		12x15	12x25	12x45	12.8x35.6	
Diameter - A (mm)		12.2	11.9	12.8	12.8	
Lead (mm)		15	25	45	35.6	
Pitch (mm)		3	5	1.25	5.08	
Starts		5	5	36	7	
Weight (kg/m)		.72	.63	.98	.79	
B - root diameter (mm)		9.2	8.0	11.4	9.6	
Part No. *	RH	Alloy	ESS-1215-RA	ESS-1225-RA	ESS-1245-RA	ESS-1235-RA
		Stainless	ESS-1215-RS	ESS-1225-RS	ESS-1245-RS	ESS-1235-RS
	LH	Alloy	ESS-1215-LA	ESS-1225-LA	ESS-1245-LA	—
		Stainless	ESS-1215-LS	ESS-1225-LS	ESS-1245-LS	—

* Custom Lengths Available - See page 47 to specify length

BRONZE NUT		12x15	12x25	12x45	12.8x35.6
Load Rating (N)		1820	1950	1040	2080
Efficiency		72.8%	77.7%	78.2%	78.5%
Torque to Raise 1 kN (N·m)		3.3	5.1	9.2	7.2
Weight (g)		95	96	90	95
Part No.	RH	ESN-1215-RBN	ESN-1225-RBN	ESN-1245-RBN	ESN-1235-RBN
	LH	ESN-1215-LBN	ESN-0830-LBN	ESN-1245-LBN	—

PLASTIC NUT		12x15	12x25	12x45	12.8x35.6
Load Rating (N)		1400	1500	800	1600
Efficiency		81.6%	85.4%	86.0%	86.1%
Torque to Raise 1 kN (N·m)		2.9	4.6	8.3	6.6
Weight (g)		18	18	17	17
Part No.	RH	ESN-1215-RPN	ESN-1225-RPN	ESN-1245-RPN	ESN-1235-RPN
	LH	ESN-1215-LPN	ESN-1225-LPN	ESN-1245-LPN	—

NUT DIMENSIONS (mm)		12x15	12x25	12x45	12.8x35.6
C Nut Diameter		23.5	23.5	23.5	23.5
D Pilot Diameter		24	24	24	24
E Flange Diameter		42	42	42	42
F BCD Mounting Hole		32	32	32	32
G Mounting Hole Diameter		4.2	4.2	4.2	4.2
H Nut Length	Bronze	18	18	18	18
	Plastic	25	25	25	25
J Pilot Width		3	3	3	3
K Flange Width		5	5	5	5