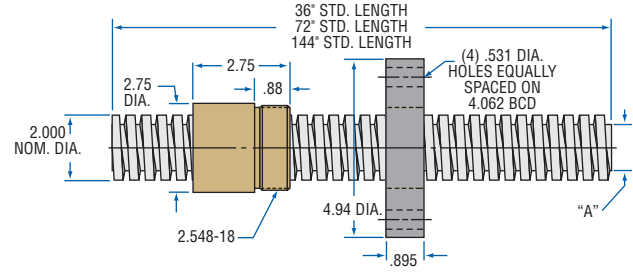


2" ACME THREAD

LEAD ACCURACY: ±0.0003 in./in.

LOAD CAPACITY (lbs.)	DYNAMIC	STATIC
BRONZE NUT	20,000	64,000
PLASTIC NUT	10,000	10,000



INCH ACME SCREW AND NUT TECHNICAL DATA

PRODUCT SPECIFICATIONS		SCREW SIZE			
		2"-2	2"-4	2"-5	
Lead		.500	.250	.200	
Pitch		.500	.250	.200	
Starts		1	1	1	
Threads Per Inch		2	4	5	
Lash (Maximum Axial)		.020	.012	.011	
"A" – Root Diameter (min.)		1.410	1.694	1.747	
Weight (lbs./ft.)		8.09	9.28	9.53	
Thread Code		202	204	205	
Form		40°	2C	2C	
36" Standard Length Part No. *	RH	4140	11202	11204	11205
		Stainless	—	—	—
	LH	4140	51202	51204	51205
		Stainless	—	—	—
72" Standard Length Part No. *	RH	4140	12202	12204	12205
		Stainless	—	—	—
	LH	4140	52202	52204	52205
		Stainless	—	—	—
144" Standard Length Part No. *	RH	4140	13202	13204	13205
		Stainless	—	—	—
	LH	4140	53202	53204	53205
		Stainless	—	—	—

* Custom Lengths Available - See page 15 to specify length

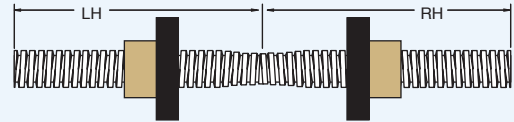
BRONZ/AC BRONZE NUT		2"-2	2"-4	2"-5
Efficiency		40%	24%	20%
Torque to Raise 1 lb. (in.-lb.)		.199	.166	.159
Weight (lbs.)		2.87	2.59	2.53
Part No.	RH	20202	20204	20205
	LH	80202	80204	80205

PLAST/AC PLASTIC NUT		2"-2	2"-4	2"-5
Efficiency		46%	29%	24%
Torque to Raise 1 lb. (in.-lb.)		.174	.137	.130
Weight (lbs.)		.42	.38	.37
Part No.	RH	30202	30204	30205
	LH	40202	40204	40205

FLANGE - STEEL		2"-2	2"-4	2"-5
Weight (lbs.)		4.73	4.73	4.73
Standard Part No.		70500	70500	70500
No-Lash™ Part No.		73500	73500	73500

TWIN-LEAD SCREW

Single piece twin-lead screws offer opposing motion through a single drive system.



Twin-Lead Screw available for: All 2" Screws
See page 44 for complete product details.

LUBRICANT

Prolong acme screw and nut performance with these special lubricants.



E-100 12 Oz. Acme Screw Spray Lubricant

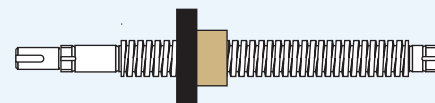


PAG-1 1 lb. Acme Screw Grease

See page 14 for complete product details.

END MACHINING

Machining for Nook standard ends or custom requirement available.



See page 212 for complete product details.