

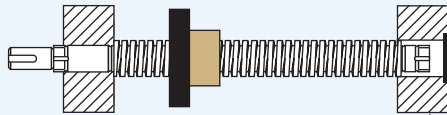
3/4" ACME THREAD

LEAD ACCURACY: ±0.0003 in./in.

LOAD CAPACITY (lbs.)	DYNAMIC	STATIC
BRONZE NUT	2,812	9,000
PLASTIC NUT	1,406	1,406

ACME SCREW ASSEMBLIES

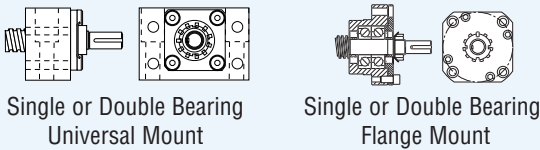
These assemblies are shipped with screw, nut, flange, and bearing supports.



See page 41 for complete product details.

EZZE-MOUNT™ END BEARING SUPPORTS

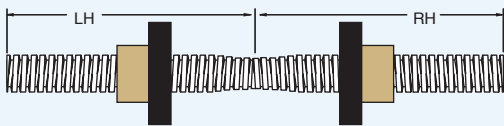
A convenient solution for mounting acme screw assemblies.



EZZE-MOUNT™ available for: All 3/4" Screws
See page 214 for complete product details.

TWIN-LEAD SCREW

Single piece twin-lead screws offer opposing motion through a single drive system.



Twin-Lead Screw available for: 3/4"-3, 3/4"-5, 3/4"-6, and 3/4"-10 See page 44 for complete product details.

LUBRICANT

Prolong acme screw and nut performance with these special lubricants.



E-100 12 Oz.
Acme Screw
Spray Lubricant



PAG-1 1 lb.
Acme Screw
Grease

See page 14 for complete product details.

PRODUCT SPECIFICATIONS		SCREW SIZE					
		3/4"-2	3/4"-3	3/4"-5	3/4"-6	3/4"-10	
Lead		.500	.333	.200	.166	.100	
Pitch		.125	.167	.200	.166	.100	
Starts		4	2	1	1	1	
Threads Per Inch		8	6	5	6	10	
Lash (Maximum Axial)		.010	.009	.009	.008	.007	
"A" – Root Diameter (min.)		.581	.537	.502	.537	.608	
Weight (lbs./ft.)		1.18	1.17	1.23	1.17	1.29	
Thread Code		072	073	075	076	070	
Form		2C	2C	2C	2C	2C	
36" Standard Length Part No. *	RH	4140	11072**	11073	11075	11076	11070
	Stainless	—	—	91075	91076	91070	—
72" Standard Length Part No. *	RH	4140	12072**	12073	12075	12076	12070
	Stainless	—	—	92075	92076	92070	—
144" Standard Length Part No. *	RH	4140	13072**	13073	13075	13076	13070
	Stainless	—	—	93075	93076	93070	—
72" Standard Length Part No. *	LH	4140	—	51073	51075	51076	51070
	Stainless	—	—	94075	94076	94070	—
72" Standard Length Part No. *	LH	4140	—	52073	52075	52076	52070
	Stainless	—	—	95075	95076	95070	—
144" Standard Length Part No. *	LH	4140	—	53073	53075	53076	53070
	Stainless	—	—	96075	96076	96070	—

* Custom Lengths Available - See page 15 to specify length

BRONZ/AC BRONZE NUT		3/4"-2	3/4"-3	3/4"-5	3/4"-6	3/4"-10
Efficiency		62%	54%	40%	36%	25%
Torque to Raise 1 lb. (in.-lb.)		.129	.099	.080	.073	.064
Weight (lbs.)		.23	.23	.24	.23	.22
Part No.	RH	20072	20073	20075	20076	20070
	LH	—	80073	80075	80076	80070

PLAST/AC PLASTIC NUT		3/4"-2	3/4"-3	3/4"-5	3/4"-6	3/4"-10
Efficiency		68%	60%	48%	43%	30%
Torque to Raise 1 lb. (in.-lb.)		.118	.089	.066	.061	.052
Weight (lbs.)		.03	.03	.03	.03	.03
Part No.	RH	30072	30073	30075	30076	30070
	LH	—	40073	40075	40076	40070

FLANGE - STEEL		3/4"-2	3/4"-3	3/4"-5	3/4"-6	3/4"-10
Weight (lbs.)		.78	.78	.78	.78	.78
Standard Part No.		70262	70262	70262	70262	70262
No-Lash™ Part No.		73262	73262	73262	73262	73262

** These screws are low carbon steel