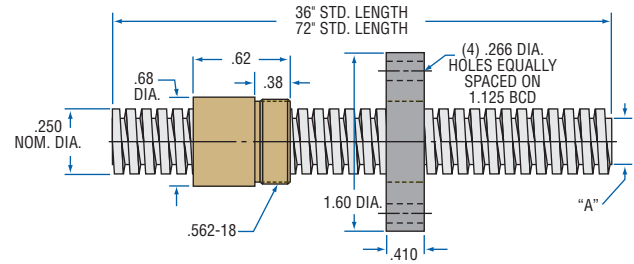


1/4" ACME THREAD

LEAD ACCURACY: ±0.0003 in./in.

LOAD CAPACITY (lbs.)	DYNAMIC	STATIC
BRONZE NUT	312	1,000
PLASTIC NUT	156	156



INCH ACME SCREW AND NUT TECHNICAL DATA

PRODUCT SPECIFICATIONS		SCREW SIZE				
		1/4"-3	1/4"-4	1/4"-16	1/4"-20	
Lead		.333	.250	.062	.050	
Pitch		.083	.062	.062	.050	
Starts		4	4	1	1	
Threads Per Inch		12	16	16	20	
Lash (Maximum Axial)		.005	.007	.005	.006	
"A" – Root Diameter (min.)		.192	.162	.162	.175	
Weight (lbs./ft.)		.13	.13	.13	.13	
Thread Code		025	024	026	020	
Form		Stub	2C	2C	2C	
36" Standard Length Part No. *	RH	4140	11025	—	11026	—
		Stainless	91025	91024	91026	91020
	LH	4140	—	—	51026	—
		Stainless	—	—	—	—
72" Standard Length Part No. *	RH	4140	12025	—	12026	—
		Stainless	92025	92024	92026	92020
	LH	4140	—	—	52026	—
		Stainless	—	—	—	—

* Custom Lengths Available - See page 15 to specify length

BRONZ/AC BRONZE NUT		1/4"-3	1/4"-4	1/4"-16	1/4"-20
Efficiency		73%	71%	39%	36%
Torque to Raise 1 lb. (in.-lb.)		.073	.056	.026	.022
Weight (lbs.)		.13	.13	.13	.13
Part No.	RH	20025	20024	20026	20020
	LH	—	—	80026	—

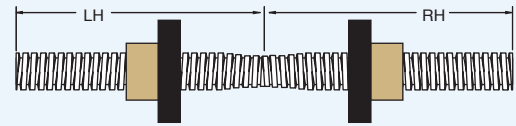
PLAST/AC PLASTIC NUT		1/4"-3	1/4"-4	1/4"-16	1/4"-20
Efficiency		79%	75%	46%	40%
Torque to Raise 1 lb. (in.-lb.)		.067	.053	.021	.020
Weight (lbs.)		.06	.06	.06	.06
Part No.	RH	30025	30024	30026	30020
	LH	—	—	40026	—

FLANGE - STEEL		1/4"-3	1/4"-4	1/4"-16	1/4"-20
Weight (lbs.)		.23	.23	.23	.23
Part No.		70160	70160	70160	70160

* Lead accuracy for 3/8" - 1" is equal to 0.0006 in/in

TWIN-LEAD SCREW

Single piece twin-lead screws offer opposing motion through a single drive system.



Twin-Lead Screw available for: 1/4"-16
See page 44 for complete product details.

LUBRICANT

Prolong acme screw and nut performance with these special lubricants.



E-100 12 Oz. Acme Screw Spray Lubricant

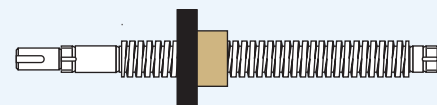


PAG-1 1 lb. Acme Screw Grease

See page 14 for complete product details.

END MACHINING

Machining for Nook standard ends or custom requirement available.



See page 212 for complete product details.