

| Standard Screw Lengths | PART NUMBERS |            |
|------------------------|--------------|------------|
|                        | XPR RH       | SGT RH     |
| 4 FT.                  | XPR6320R48   | GT06320R48 |
| 6 FT.                  | XPR6320R72   | —          |

XPR custom cut lengths available up to 12',  
SGT custom cut lengths available up to 4', contact Customer Service.

# 0631-0200 XPR and SGT

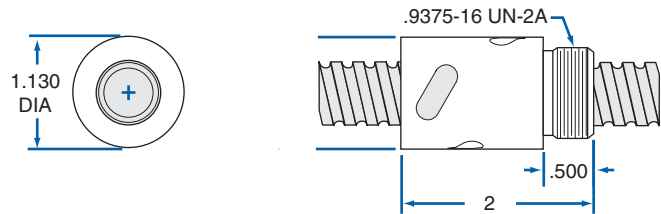
**LEAD ACCURACY:** XPR ±0.001 in./ft. SGT ±0.0005 in./ft.

Single Start

- 0.631** Ball Circle Diameter
- 0.200** Lead
- 0.500** Root Diameter
- 0.125** Nominal Ball Diameter
- 0.86** Screw Weight (lbs./ft.)

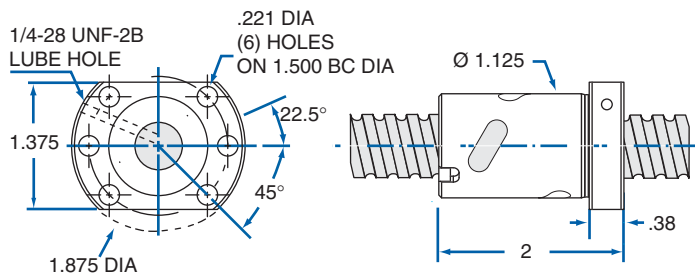
## SSN Preloaded Internal Return Ball Nut with Wipers 64 bearing balls total per nut

| PRODUCT SPECIFICATIONS                  | RH        |
|---|-----------|
| Dynamic Load (lbs.)                     | 450       |
| Static Load (lbs.)                      | 2,115     |
| Torque to Raise 1 lb. (in.-lb.)         | .035      |
| Spring Rate x 10 <sup>6</sup> (lb./in.) | 1.5       |
| Nut Weight (lbs.)                       | .27       |
| Ball Nut Number                         | SSN10274  |
| Flange Part Number                      | FLG7570   |
| Wiper Type                              | ELASTOMER |



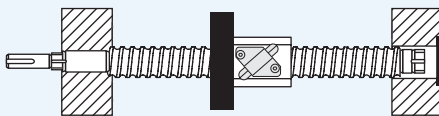
## SSN Preloaded Flanged Internal Return Ball Nut with Wipers 64 bearing balls total per nut

| PRODUCT SPECIFICATIONS                  | RH        |
|---|-----------|
| Dynamic Load (lbs.)                     | 450       |
| Static Load (lbs.)                      | 2,115     |
| Torque to Raise 1 lb. (in.-lb.)         | .035      |
| Spring Rate x 10 <sup>6</sup> (lb./in.) | 1.5       |
| Nut Weight (lbs.)                       | .45       |
| Ball Nut Number                         | SSN10304  |
| Flange                                  | INTEGRAL  |
| Wiper Type                              | ELASTOMER |



### BALL SCREW ASSEMBLIES

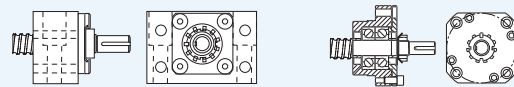
These assemblies are shipped with screw, nut, flange, and bearing supports.



See page 145 for complete product details.

### EZZE-MOUNT™ END BEARING SUPPORTS

A convenient solution for mounting ball screw assemblies.



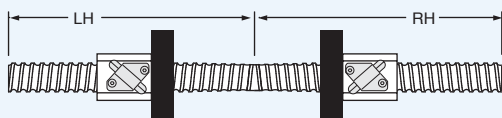
Single or Double Bearing  
Universal Mount

Single or Double Bearing  
Flange Mount

See page 214 for complete product details.

### TWIN-LEAD SCREW

Single piece twin-lead screws offer opposing motion through a single drive system.



See page 148 for complete product details.

### LUBRICANT

Prolong ball screw and nut performance with this special lubricant.



E-900 12oz. Spray or 32oz. Liquid  
See page 95 for complete product details.