

Standard Screw Lengths	PART NUMBERS		
	RH	LH	RHSS
2 FT.	SRT9392	SRT9562	SRT5359
4 FT.	SRT9987	SRT5092	SRT5648
6 FT.	SRT7540	SRT7541	SRT5378
Custom cut lengths available up to 24' for alloy, up to 12' for stainless. For longer lengths contact Customer Service.			

# 0631-0200 SRT continued

**LEAD ACCURACY:** ±0.004 in./ft.

Single Start

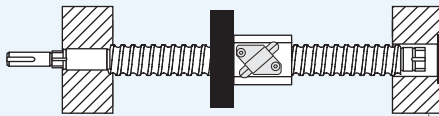
- 0.631** Ball Circle Diameter
- 0.200** Lead
- 0.500** Root Diameter
- 0.125** Nominal Ball Diameter
- 0.82** Screw Weight (lbs./ft.)

SBN Internal Return Ball Nut				64 bearing balls total per nut
PRODUCT SPECIFICATIONS	RH	LH	RHSS	
Dynamic Load (lbs.)	712	712	—	
Static Load (lbs.)	5,250	5,250	—	
Torque to Raise 1 lb. (in.-lb.)	.035	.035	—	
Nut Weight (lbs.)	.27	.27	—	
Ball Nut Number	SBN10263	SBN10264	—	
Flange Part Number	FLG7570	FLG7570	—	
Wiper Kit Part Number	—	—	—	

SEL Adjustable Preload Ball Nut with Wrench Flats				68 bearing balls per circuit - 136 total per nut
PRODUCT SPECIFICATIONS	RH	LH	RHSS	
Dynamic Load (lbs.)	815	815	—	
Static Load (lbs.)	6,384	6,384	—	
Torque to Raise 1 lb. (in.-lb.)	.035	.035	—	
Preload Range (lbs.)	78-233	78-233	—	
Nut Weight (lbs.)	.65	.65	—	
Ball Nut Number	SEL10408	SEL10410	—	
Flange Part Number	FLG7570	FLG7570	—	
Wiper Kit Part Number	WKB10407	WKB10407	—	

## BALL SCREW ASSEMBLIES

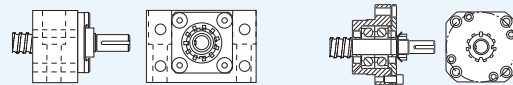
These assemblies are shipped with screw, nut, flange, and bearing supports.



See page 145 for complete product details.

## EZZE-MOUNT™ END BEARING SUPPORTS

A convenient solution for mounting ball screw assemblies.



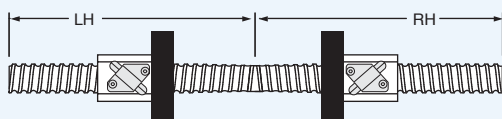
Single or Double Bearing  
Universal Mount

Single or Double Bearing  
Flange Mount

See page 214 for complete product details.

## TWIN-LEAD SCREW

Single piece twin-lead screws offer opposing motion through a single drive system.



See page 148 for complete product details.

## LUBRICANT

Prolong ball screw and nut performance with this special lubricant.



E-900 12oz. Spray or 32oz. Liquid  
See page 95 for complete product details.