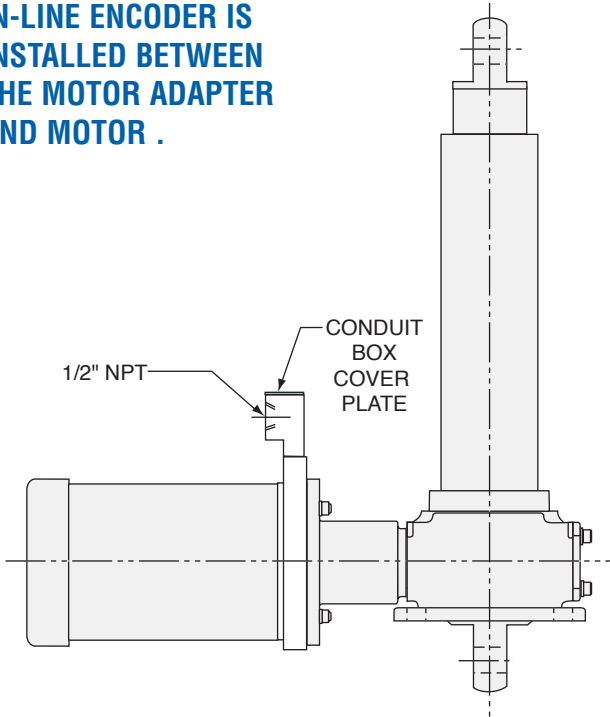


**IN-LINE ENCODER IS
INSTALLED BETWEEN
THE MOTOR ADAPTER
AND MOTOR .**



ELECTRIC CYLINDER ACCESSORIES

For position sensing at the input shaft, the ActionJac™ in-line encoder option may be factory installed between the motor and motor adapter or Right-Angle Reducer. This low-cost option requires minimal space. When used with worm gear type cylinders, it leaves the extension shaft side of the cylinder free for clearance, for a rotary limit switch, or for coupling to another cylinder .

The In-line encoder's quadrature output design allows detection of both speed and direction of shaft rotation.

The ActionJac™ in-line encoder option mounts to a motor and therefore requires an optional motor mount or right-angle reducer.

- Sensing speed range: 0 -10,000 rpm
- Pulse Output: 60 pulses/revolution
- Supply voltage: +12 Volts DC +/-5%
- Supply current: 60 mA typical, 115 mA maximum
- Output drive capability: 250 mA per channel continuous
- Maximum load: 50 ohms per channel

Encoder is face mounted between the motor and motor mount and will offset the length of the motor .61 inches for NEMA 56 and 140 frames and .88 inches for NEMA 180 and 210 frames.

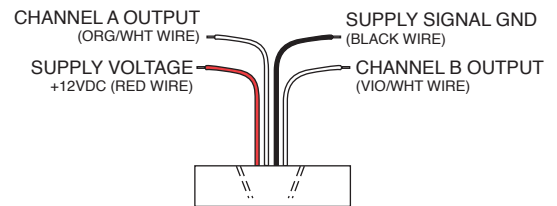
HOW TO ORDER AN IN-LINE ENCODER:

Specify the Cylinder reference number, using the system described on page 389.

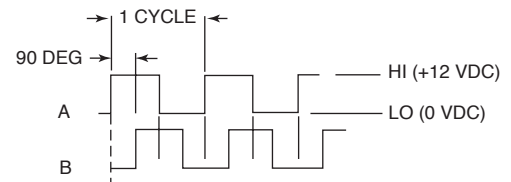
EXAMPLE:

DD-1008-HD / 10BT-2 / 000-1 / CC / 24.0 / **SE**

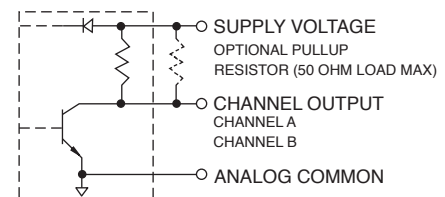
“E” anywhere in this field indicates Encoder



ELECTRICAL CONNECTIONS



OUTPUT CHANNEL WAVEFORMS



**OUTPUT CHANNEL SCHEMATIC
(CHANNELS A & B)**