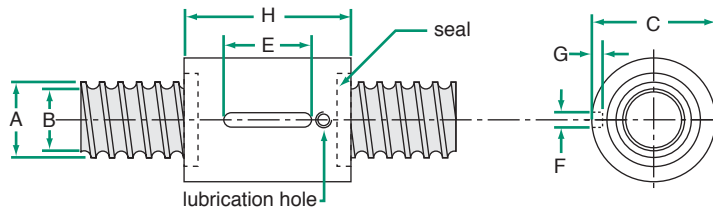


8mm Carry™ METRIC THREAD

LEAD ACCURACY: ±100µm/300mm

Carry Type Z Ball Nut

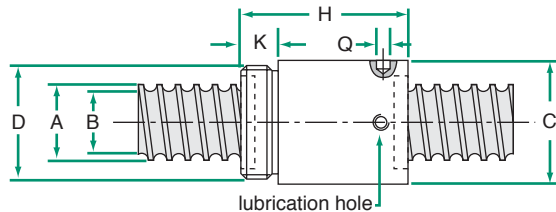


dimensions in mm

SCREW SPECIFICATIONS						NUT SPECIFICATIONS												
dia x lead	helix	reference number*	A	B root dia	wgt. (g/m)	part number	C	H	E	F	G	lash	wiper**	ball return location	wgt. (g)	torque to raise 1 kN (N·m)	load rating (N)	
																	Dyn. (C _a)	Static (C _{0a})
8 x 1	RH	ECS-08010-RA	8.0	7.0	357	ECN-08010-RZN	14	14	8	2	1.2	0.03	—	Internal	9	0.178	700	1200
8 x 1.5	RH	ECS-08015-R□	8.0	6.7	322	ECN-08015-□ZLN	14	14	8	2	1.2	0.04	—	Internal	17	0.254	800	1300
8 x 2	RH	ECS-08020-RA	8.0	6.5	295	ECN-08020-RZN	16	14	8	2	1.2	0.06	—	External	18	0.356	2000	3200
8 x 2.5	RH	ECS-08025-R□	8.0	6.6	335	ECN-08025-RZN	18	16	10	3	2.0	0.06	—	External	22	0.432	2000	3200
8 x 3	RH	ECS-08030-RA	8.0	6.7	352	ECN-08030-RZN	14	12	8	2	1.2	0.05	—	Internal	16	0.533	950	1500

*Lengths available up to 3,000 mm. See page 154 and 174 to complete reference number **All nuts with wiper feature an M5 lubrication hole.

Carry Type FG Ball Nut



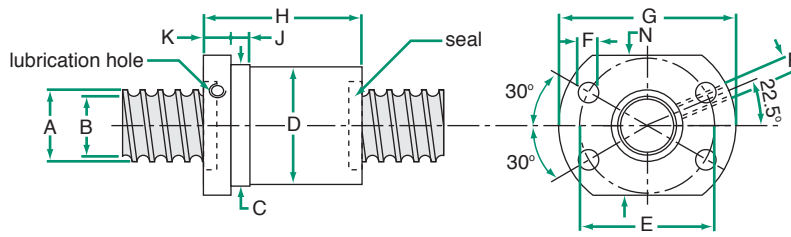
dimensions in mm

SCREW SPECIFICATIONS						NUT SPECIFICATIONS												
dia x lead	helix	reference number*	A	B root dia	wgt. (g/m)	part number	C	D	H	K	Q	lash	wiper**	ball return location	wgt. (g)	torque to raise 1 kN (N·m)	load rating (N)	
																	Dyn. (C _a)	Static (C _{0a})
8 x 1.5	RH	ECS-08015-R□	8.0	6.7	322	ECN-08015-□GN	16	M14x1	22	8	2.5	0.04	—	Internal	25	0.254	800	1300
8 x 2.5	RH	ECS-08025-R□	8.0	6.6	335	ECN-08025-□GN	17.5	M15x1	24	8	2.5	0.06	—	External	35	0.432	2000	3200
8 x 3	RH	ECS-08030-RA	8.0	6.7	352	ECN-08030-RGN	16	M14x1	22	8	2.5	0.05	—	Internal	25	0.533	950	150

*Lengths available up to 3,000 mm. See page 154 and 174 to complete reference number **All nuts with wiper feature an M5 lubrication hole.

† Left hand screw not available in stainless steel

Carry Type FB Ball Nut



dimensions in mm

SCREW SPECIFICATIONS						NUT SPECIFICATIONS																	
dia x lead	helix	reference number*	A	B root dia	wgt. (g/m)	part number	C	D	E	F	G	H	J	K	N	P	lash	wiper**	ball return location	wgt. (g)	torque to raise 1 kN (N·m)	load rating (N)	
																						Dyn. (C _a)	Static (C _{0a})
8 x 2	RH	ECS-08020-RA	8.1	6.5	295	ECN-08020-RBU	16	15.5	22	3.4	28	25	4	6	19	∅4	0.06	Plastic	External	33	0.356	2000	3200

*Lengths available up to 3,000 mm. See page 154 and 174 to complete reference number **All nuts with wiper feature an M5 lubrication hole.

METRIC BALL SCREW AND NUT TECHNICAL DATA